

Cloudpaging Server & Enterprise Portal 9.3.0 Release Notes

Date: January 2, 2020

Server Version: 9.3.0.28404

Highlights

- [Simplified assignment of License Policies](#)
 - [Streamlined management of Principals](#)
 - [Improved management of Sessions](#)
 - [Auto-deploy applications without authorization prompts](#)
 - [Enhanced Active Directory configurations](#)
 - [Updates to APIs for custom web portals](#)
 - [CCDN Integration temporarily disabled](#)
 - [Resolved Issues](#)
-

Package Contents

Documentation\Cloudpaging Server Admin Guide

Documentation\Cloudpaging Web Portal Integration - Supplemental Guide.pdf

Documentation\Cloudpaging Server - Supplemental Guide for Enterprise Portal.pdf

Server-Windows\Application Jukebox Server.exe

Server-Windows\ISSetupPrerequisites

Server-Windows\Database\initial-setup

Server-Windows\Database\upgrades

Version Compatibility

The 9.3 Server is compatible with the 8.9.4 and newer Player versions.

Appsets packaged with Cloudpaging Studio version 8.8.x and higher are supported on the 9.3 Server.

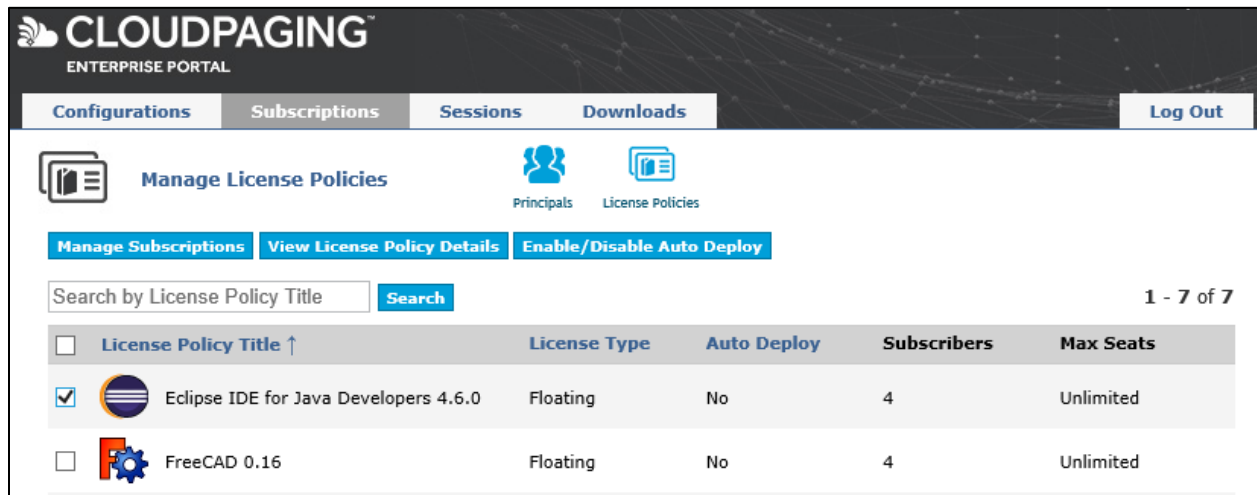
Upgrade

Please read the accompanying upgrade guide for full instructions if upgrading from a previous version of the Cloudpaging Server or Enterprise Portal.

In response to customer requests, we've started refreshing Cloudpaging Enterprise Portal's UI. In 9.3, we've focused on improving the following workflows in the product.

Simplified assignment of License Policies

Starting from 9.3, Cloudpaging Enterprise Portal no longer requires administrators to manually import licenses. License policies are automatically synced from the Cloudpaging Server. The 'Link Principals' feature is now replaced by 'Manage Subscriptions'. Principals can be assigned to applications by 'subscribing' them to a license policy. The main license policy page has been enhanced to only show information required by administrators to manage subscriptions for their end users.





Manage License Policies

Principals License Policies

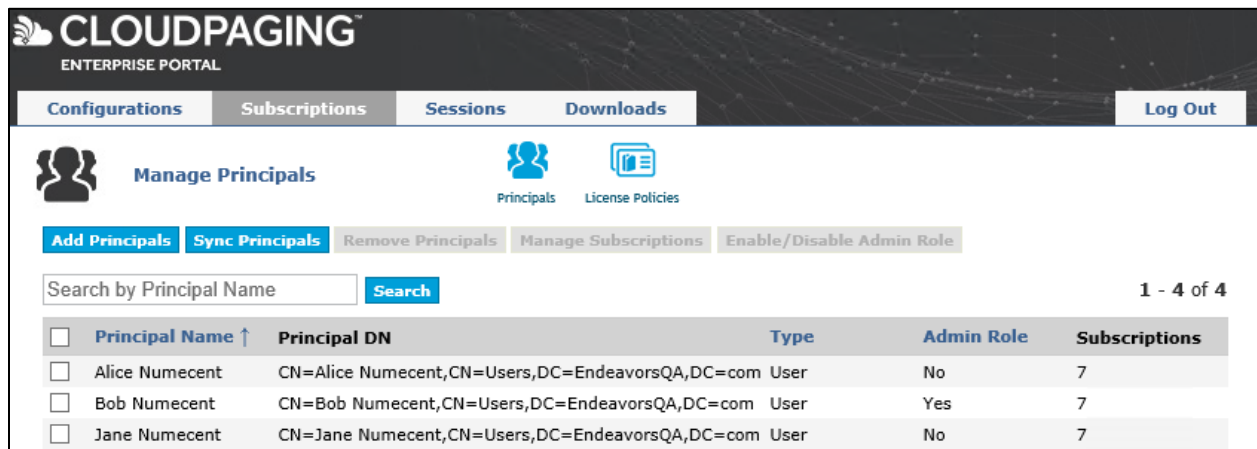
Manage Subscriptions View License Policy Details Enable/Disable Auto Deploy

Search by License Policy Title 1 - 7 of 7

<input type="checkbox"/>	License Policy Title ↑	License Type	Auto Deploy	Subscribers	Max Seats
<input checked="" type="checkbox"/>	 Eclipse IDE for Java Developers 4.6.0	Floating	No	4	Unlimited
<input type="checkbox"/>	 FreeCAD 0.16	Floating	No	4	Unlimited

Streamlined management of Principals

Administrators can now manage admin role access to principals without navigating away from the page. Admins can also refresh their list of added principals by using the 'Sync Principals' button to ensure that removed principals no longer appear on the Enterprise Portal. With better button texts and improved pagination, principal management in the Enterprise Portal has never been easier.



Manage Principals

Principals License Policies

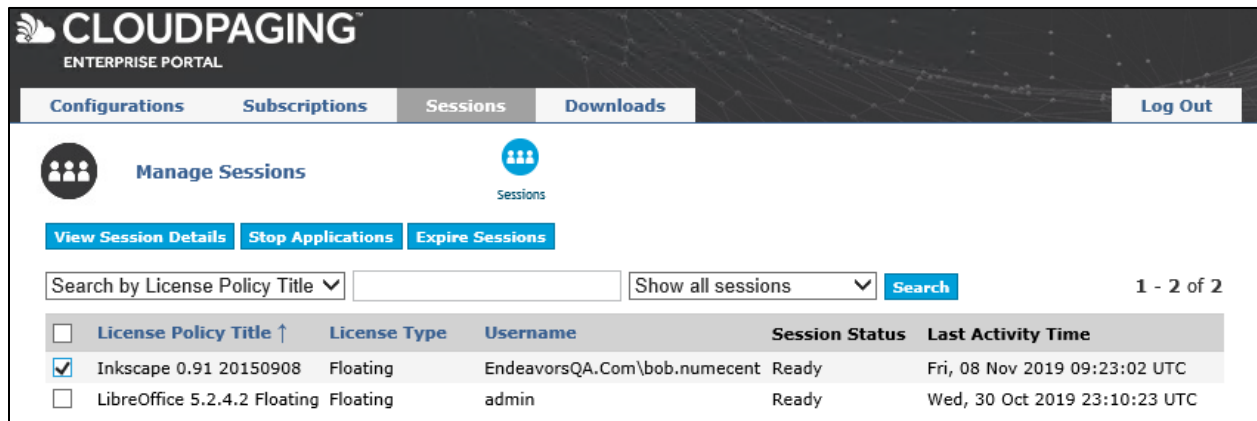
Add Principals Sync Principals Remove Principals Manage Subscriptions Enable/Disable Admin Role

Search by Principal Name 1 - 4 of 4

<input type="checkbox"/>	Principal Name ↑	Principal DN	Type	Admin Role	Subscriptions
<input type="checkbox"/>	Alice Numecent	CN=Alice Numecent,CN=Users,DC=EndeavorsQA,DC=com	User	No	7
<input type="checkbox"/>	Bob Numecent	CN=Bob Numecent,CN=Users,DC=EndeavorsQA,DC=com	User	Yes	7
<input type="checkbox"/>	Jane Numecent	CN=Jane Numecent,CN=Users,DC=EndeavorsQA,DC=com	User	No	7

Improved management of Sessions

We've done away with the confusing 'Evict' and 'Expire' terminologies. Evict is now 'Stop Applications' and Expire is now appropriately called 'Expire Sessions'. Improvements were made to ensure that the session reports are more accurate. We're also excited to introduce a more organized 'View Session Details' page.

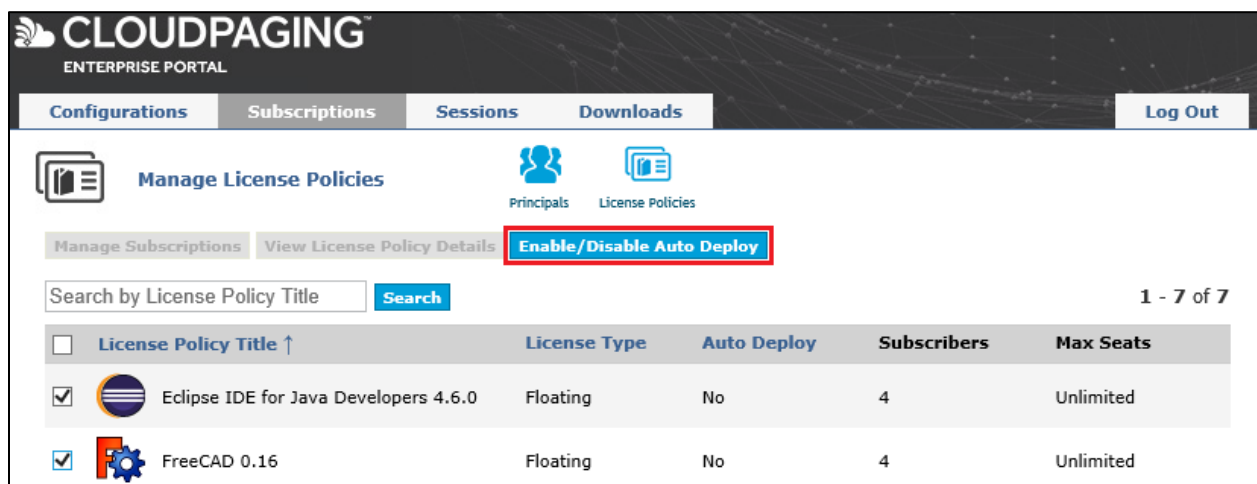


The screenshot shows the 'Manage Sessions' page in the CloudPaging Enterprise Portal. The page has a navigation bar with 'Configurations', 'Subscriptions', 'Sessions', 'Downloads', and 'Log Out'. Below the navigation bar, there are icons for 'Manage Sessions' and 'Sessions'. There are three buttons: 'View Session Details', 'Stop Applications', and 'Expire Sessions'. A search bar is present with a dropdown menu for 'Search by License Policy Title', a search input field, a 'Show all sessions' dropdown, and a 'Search' button. The results show 1 - 2 of 2 sessions.



<input type="checkbox"/>	License Policy Title ↑	License Type	Username	Session Status	Last Activity Time
<input checked="" type="checkbox"/>	Inkscape 0.91 20150908	Floating	EndeavorsQA.Com\bob.numecent	Ready	Fri, 08 Nov 2019 09:23:02 UTC
<input type="checkbox"/>	LibreOffice 5.2.4.2 Floating	Floating	admin	Ready	Wed, 30 Oct 2019 23:10:23 UTC

Auto-deploy applications without authorization prompts

We have removed the legacy Single Sign-on (SSO) component from Enterprise Portal. This implementation was based on an older Windows NT standard that is now outdated, difficult to configure, and not well supported by modern browsers. Enterprise Portal now works without the need for this legacy component, while still providing support for Active Directory authentication using secure protocols. In the future, we will also be incorporating more modern methods for single sign-on access to the Enterprise Portal storefront.

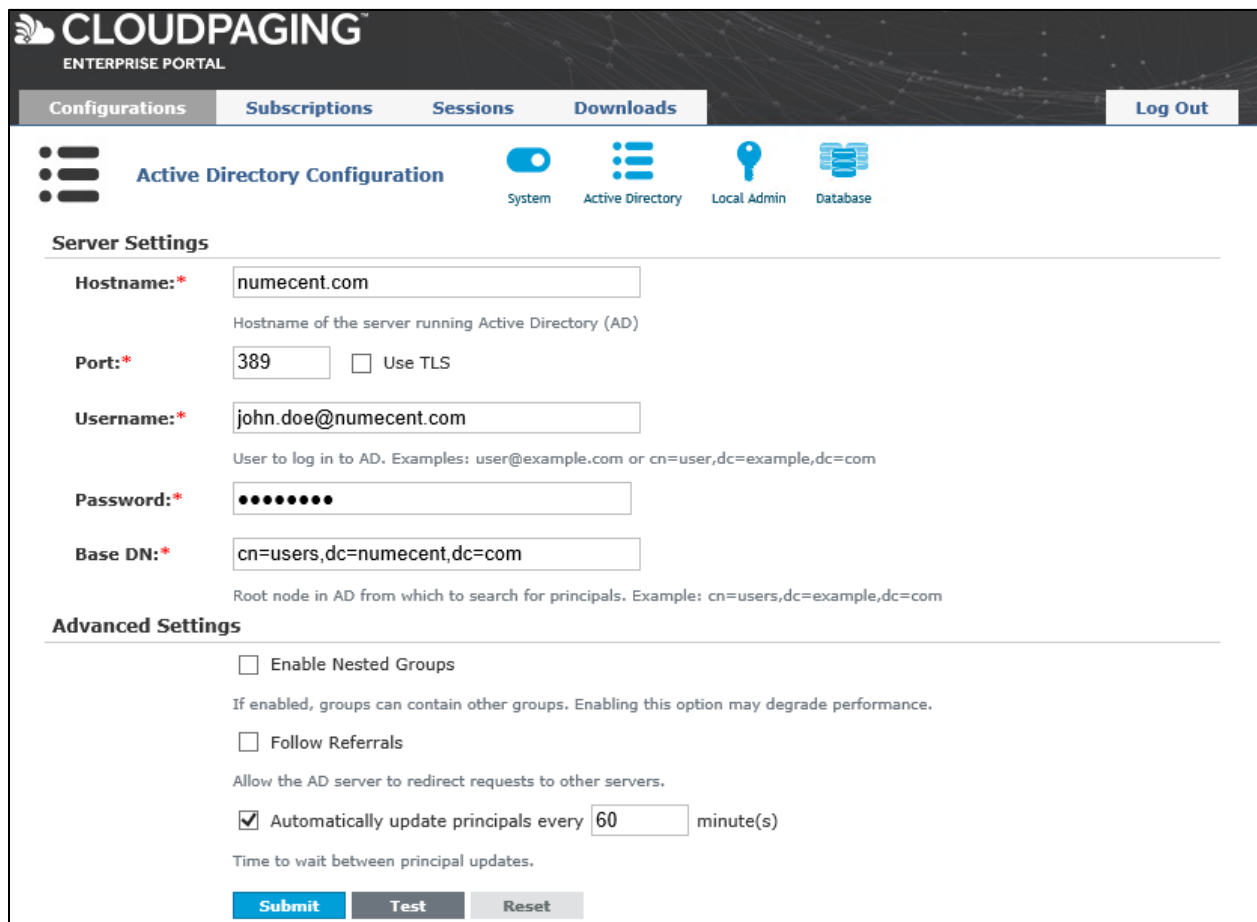


The screenshot shows the 'Manage License Policies' page in the CloudPaging Enterprise Portal. The page has a navigation bar with 'Configurations', 'Subscriptions', 'Sessions', 'Downloads', and 'Log Out'. Below the navigation bar, there are icons for 'Manage License Policies', 'Principals', and 'License Policies'. There are three buttons: 'Manage Subscriptions', 'View License Policy Details', and 'Enable/Disable Auto Deploy' (highlighted with a red box). A search bar is present with a search input field and a 'Search' button. The results show 1 - 7 of 7 license policies.

<input type="checkbox"/>	License Policy Title ↑	License Type	Auto Deploy	Subscribers	Max Seats
<input checked="" type="checkbox"/>	 Eclipse IDE for Java Developers 4.6.0	Floating	No	4	Unlimited
<input checked="" type="checkbox"/>	 FreeCAD 0.16	Floating	No	4	Unlimited

Enhanced Active Directory configurations

The new UI has better fields for each configuration and includes help text to make it easier for administrators to manage their Active Directory configurations. They can also test changes before submitting them. Features like enabling nested groups and following referrals, that were previously hidden in the configuration file, are now exposed in the UI giving administrators more visibility into their Active Directory configurations.



The screenshot shows the 'Active Directory Configuration' page in the CloudPaging Enterprise Portal. The page has a navigation bar with 'Configurations', 'Subscriptions', 'Sessions', 'Downloads', and 'Log Out'. Below the navigation bar, there are icons for 'System', 'Active Directory', 'Local Admin', and 'Database'. The main content area is divided into two sections: 'Server Settings' and 'Advanced Settings'. The 'Server Settings' section includes fields for 'Hostname' (numecent.com), 'Port' (389), 'Username' (john.doe@numecent.com), 'Password' (masked with dots), and 'Base DN' (cn=users,dc=numecent,dc=com). The 'Advanced Settings' section includes checkboxes for 'Enable Nested Groups', 'Follow Referrals', and 'Automatically update principals every 60 minute(s)'. At the bottom of the page, there are three buttons: 'Submit', 'Test', and 'Reset'.

Updates to APIs for custom web portals

To support the enhancements to the Enterprise Portal we modified the License and Session APIs. This will only affect customers who use APIs to integrate with their custom web portal.

CCDN Integration temporarily disabled

We've disabled CCDN Integration in the 9.3 Enterprise Portal product. This feature will be re-enabled in a future release.

Resolved Issues

Here are some additional features and improvements implemented, and bugs that were squashed in this release.

Issue Type	Description	Ticket Number
Feature	Allow administrators to disable auto-update of principals on the Enterprise Portal.	CS-133
Feature	Add a 'Test' button on Active Directory configuration page.	CS-129
Enhancement	Remove Cloudpaging Player detection pop up from the Enterprise Portal.	31743 CS-235
Enhancement	Change default logging level to 'INFO' for Cloudpaging Server.	26415 CS-167
Enhancement	Administrators should be able to search for license titles with Unicode characters in the Enterprise Portal.	CS-236
Enhancement	Remove auto-filtering by operating system in the Launch Applications page in the Enterprise Portal.	CS-199
Bug	License for running applications expire after an update has been made to the user's Active Directory account.	27846 CS-35
Bug	Occasionally Enterprise Portal's license page may become unresponsive.	26376 CS-46
Bug	Usage records are created for unauthorized sessions.	26181 CS-38
Bug	Application session information may be removed from the Enterprise Portal even though the application is still deployed.	27038 CS-28
Bug	Cloudpaging Server cannot connect to the database with TLS 1.2 or higher when using the version of SQL Server 2012 Native Client shipped with the installer.	27999 CS-69
Bug	Cloudpaging Server cannot re-establish the connection to the database after an extended outage.	28008,28087 CS-316
Bug	Minimum Cloudpaging Player version required is automatically updated upon Cloudpaging Server upgrade.	28069, 31700 CS-151
Bug	Enterprise Portal does not notify Cloudpaging Server to cleanup inactive sessions	25583 CS-145
Bug	Principal name in the Enterprise Portal is not updated when the display name of an AD user is updated in Active Directory.	CS-78

Issue Type	Description	Ticket Number
Bug	User may be removed from Enterprise Portal when moving an AD User from one OU to another or renaming the CN of an AD User.	CS-81
Bug	Intermittently application icons are not displayed in the Enterprise Portal.	CS-315
Bug	Status of evicted applications is displayed as Virtualized on Manage Sessions page	CS-68

Contact Us

For additional support, please contact Numecent Support at support@numecent.com or find us online at <http://support.numecent.com>.